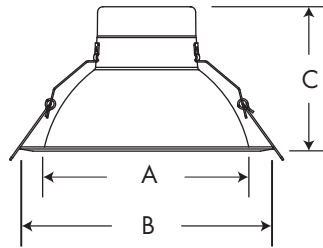


SFK-LCT

120V-277VAC LED 4", 6" and 8", Commercial
Down Lights with Selectable Wattage/CCT & 0~10V Dimming

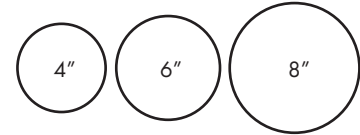
Catalog #		Type
Project		Date
Prepared by		



Diameter	A (in)	B (in)	C (in)
4"	4-3/8"	6"	5-1/16"
6"	6-1/16"	7-15/16"	5-7/16"
8"	7-5/8"	9-1/2"	6"



CA Title 24



DESCRIPTION

The SFK-LCT Series is an architectural and commercial grade LED downlight for 4in, 6in and 8in most popular in the market. Each fixture includes two tunable switches: the wattage selector allows you to use one of 3 wattage and lumen packages and the CCT selector provides 5 color temperature offerings. The fixtures have two mouse trap spring arms and is easy to install without a frame-in kit or housing.

Specification

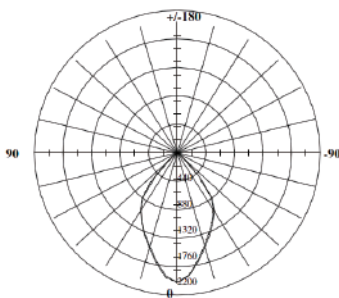
Diameter	Order Code	Selectable Wattage (lm)	Selectable CCT	CRI	Rated Life (hrs)	Beam Angle
4"	SFK4-20-LCT	10W(900 lm), 15W(1350 lm), 20W(1800 lm)	2700K, 3000K, 3500K, 4000K, 5000K	80	50,000	65°
6"	SFK6-30-LCT	15W(1350 lm), 20W(1800 lm), 30W(2700 lm)	2700K, 3000K, 3500K, 4000K, 5000K	80	50,000	65°
8"	SFK8-40-LCT	20W(1800 lm), 30W (2700 lm), 40W (3600 lm)	2700K, 3000K, 3500K, 4000K, 5000K	80	50,000	65°

DESIGN FEATURES

- No frame-in or housing required.
- Easy installation for retrofit, remodel or new construction applications. (Frame-in kit or housing are available as accessories)
- Tunable lumen switch allows for selectable lumen outputs in 3 different wattages.
- 3-sizes, 5-Selectable CCT color temperatures, and 3-Selectable wattages gives you a large selection of solutions for your needs.
- Conduit quick connector design to install fixture easier and sturdier.
- Universal 120-277V 50/60 Hz input, 0-10V dimming.
- Haze Clear Reflector with White Trim Ring.

PHOTOMETRICS

Light Distribution Curve[Unit: cd]



Accessories (Order as separate line items)

- NCFK4 - New construction kits for 4" downlight
- NCFK6 - New construction kits for 6" downlight
- NCFK8 - New construction kits for 8" downlight
- NCFK4ICA - IC New construction kits for 4" downlight
- NCFK6ICA - IC New construction kits for 6" downlight
- NCFK8ICA - IC New construction kits for 8" downlight
- RJB - Direct remodel J-box
- EMD-09-ST - Battery Back-up



Ordering Information

Model	-Reflector Finish	-Trim Ring
SFK4-20-LCT	-HC = Haze Clear	-WH = White
SFK6-30-LCT		
SFK8-40-LCT	** Consult factory for Custom Finishes	

Accessories

New Construction Frame Kits		Remodel Junction Box	Emergency Battery Backup
NCFK4	NCFK4ICA (20W Max.)	RJB	EMD-09-ST
NCFK6	NCFK6ICA (20W Max.)		
NCFK8	NCFK8ICA (30W Max.)		

Example : SFK4-20-LCT-HC-WH / NCFK4