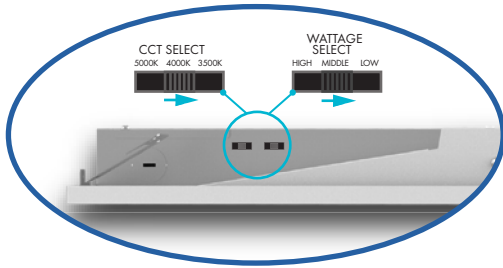
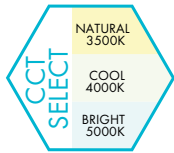



# LT25135~7 Series

120-277 VAC Selectable 3-CCTs and  
3-Wattages 1x4, 2x2, 2x4 Troffers


Catalog #		Type
Project		Date
Prepared by		



2x4



1x4



2x2



**FRONT VIEW**



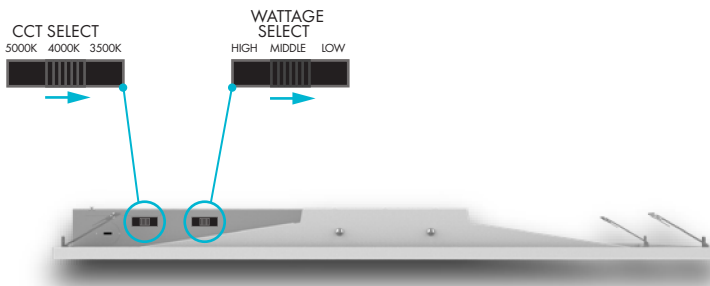
**BACK VIEW**



SIDE MOUNT DRIVER & LOW VOLTAGE BOX FOR DIM +/-, LED +/- WIRES

MOUNTING BRACKETS

**SIDE VIEW**



**EM OPTION AVAILABLE**



**EMERGENCY DRIVER**

MODEL	DESCRIPTION
LT35122	LED/EMR/8-15W/DC/FC/E

## SPECIFICATIONS

### ELECTRICAL

	MODEL	DESCRIPTION	POWER	LUMEN	EFFICACY	INPUT VOLTS	DIMMABLE	FREQUENCY	LIFETIME
1X4	LT25135	LED1X4TROF/CB/3WO/3CCT/D	16W	2000	125	120-277V	0-10V	50/60Hz	50,000
			20W	2500					
			30W	3750					
2X2	LT25136	LED2X2TROF/CB/3WO/3CCT/D	20W	2500	125	120-277V	0-10V	50/60Hz	50,000
			30W	3750					
			40W	5000					
2X4	LT25137	LED2X4TROF/CB/3WO/3CCT/D	30W	3750	125	120-277V	0-10V	50/60Hz	50,000
			40W	5000					
			50W	6250					

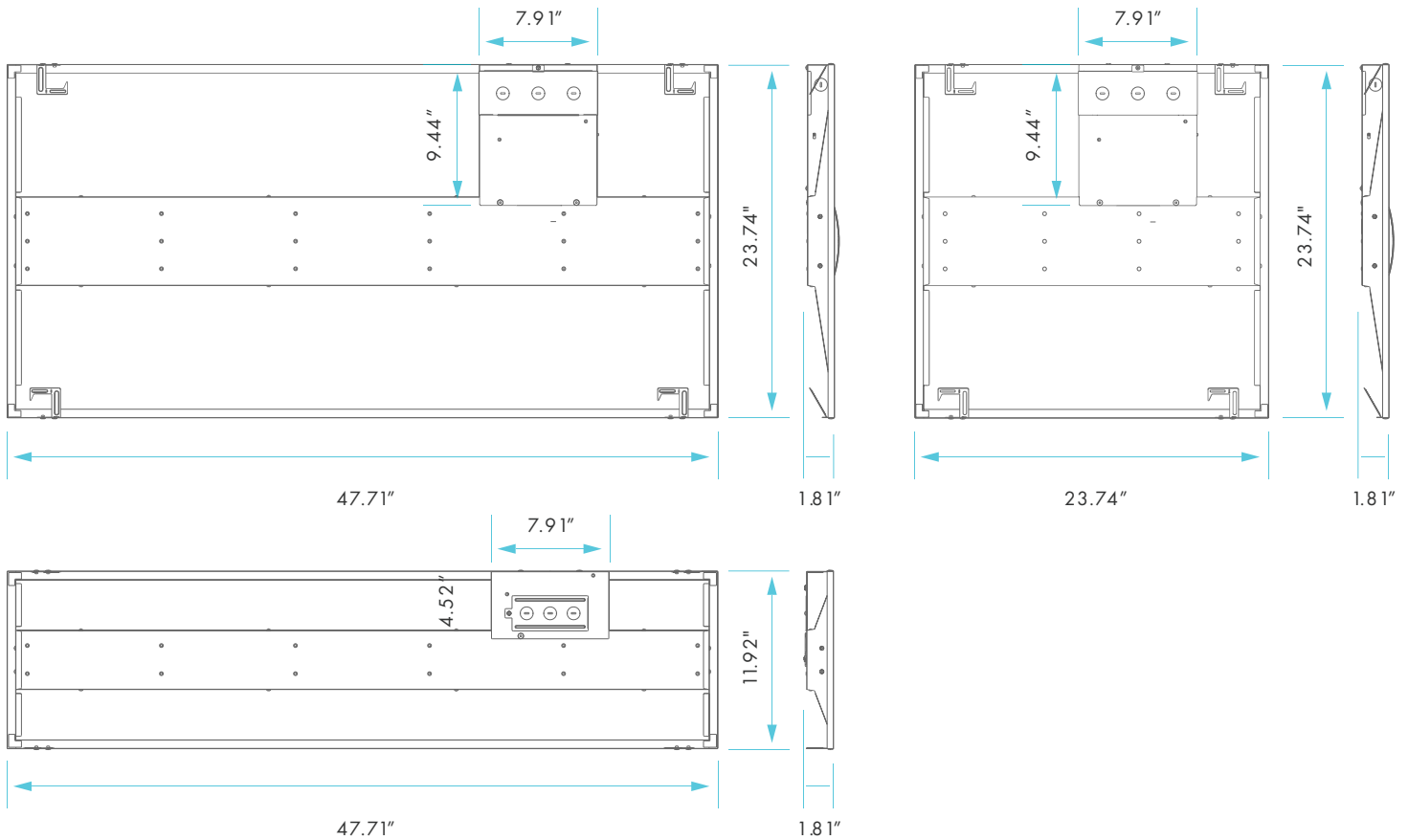
### PHOTOMETRIC

MODEL	COLOR (CCT)	TEMP	CRI
LT25135	3500K/4000K/5000K	NATURAL/COOL/BRIGHT	80
LT25136	3500K/4000K/5000K	NATURAL/COOL/BRIGHT	80
LT25137	3500K/4000K/5000K	NATURAL/COOL/BRIGHT	80

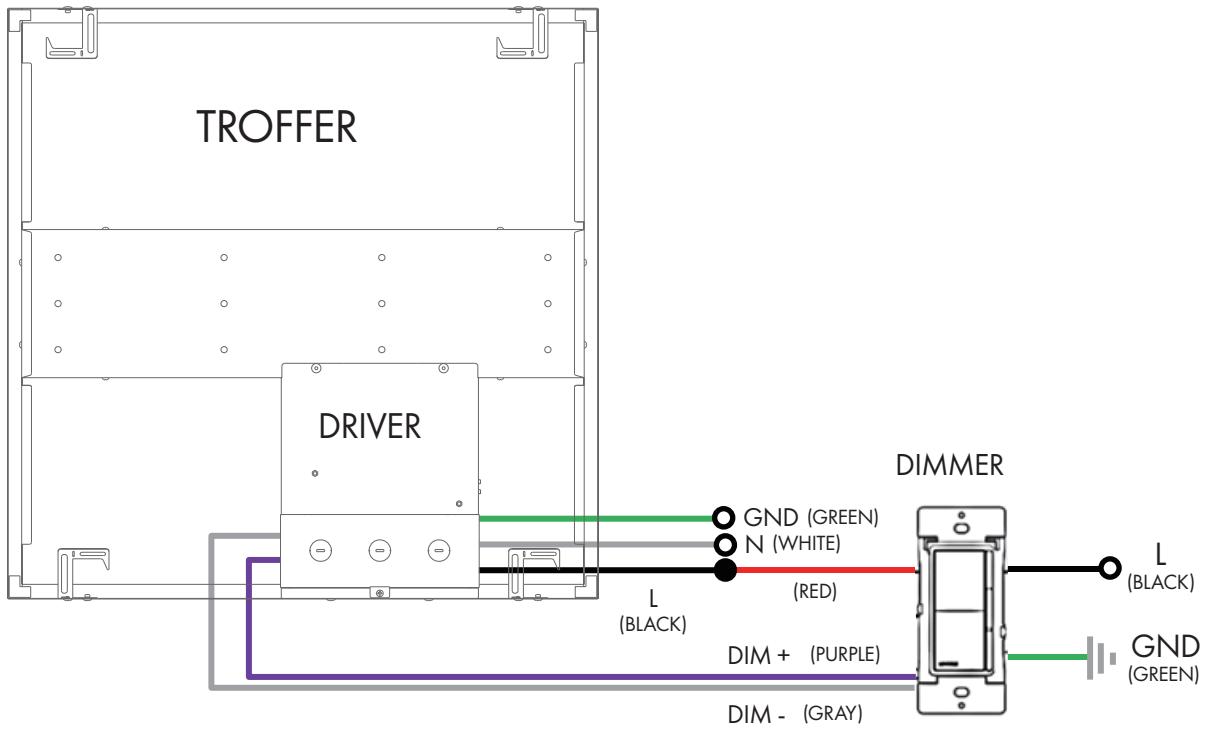
### GENERAL

OPERATING TEMP.	CASE SIZE	IP RATING	UL LISTED
-4° - 113°	2	IP-20	YES
-4° - 113°	2	IP-20	YES
-4° - 113°	2	IP-20	YES

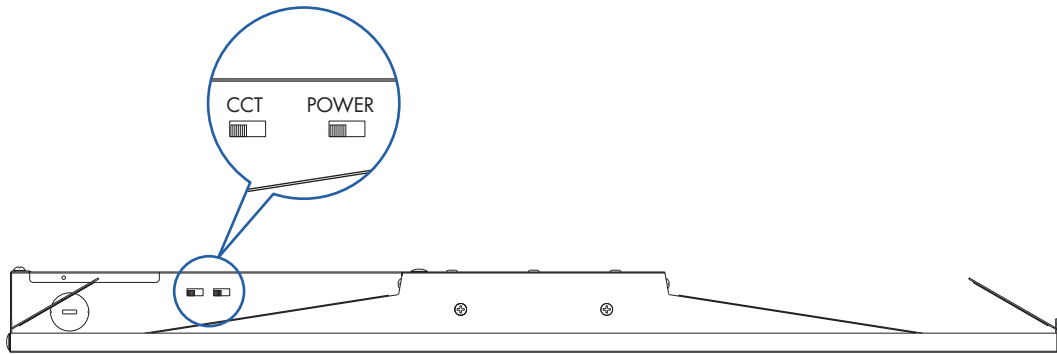
## DIMENSIONS



## WIRING DIAGRAM



## CCT & POWER SWITCH



1X4 TROFFER	
3500K <input type="checkbox"/>	16W <input type="checkbox"/>
4000K <input type="checkbox"/>	20W <input type="checkbox"/>
5000K <input type="checkbox"/>	30W <input type="checkbox"/>

2X2 TROFFER	
3500K <input type="checkbox"/>	20W <input type="checkbox"/>
4000K <input type="checkbox"/>	30W <input type="checkbox"/>
5000K <input type="checkbox"/>	40W <input type="checkbox"/>

2X4 TROFFER	
3500K <input type="checkbox"/>	30W <input type="checkbox"/>
4000K <input type="checkbox"/>	40W <input type="checkbox"/>
5000K <input type="checkbox"/>	50W <input type="checkbox"/>