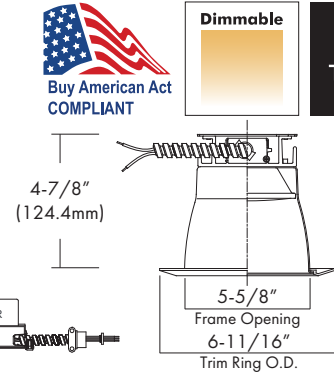
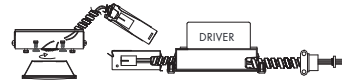
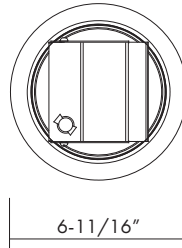


LED-ARFK5-G2

120V-277VAC LED 5", Non-IC, Architectural Retrofit
Down Light with interchangeable Reflector Trims

Catalog #		Type
Project		Date
Prepared by		

5" Architectural LED



DESCRIPTION

Ceiling Cut-out : 5-3/4"

The LED-ARFK5-G2 is an Architectural grade, LED Recessed Downlight Retrofit and is available with multiple Trim styles. It is designed for use with existing Lum-Tech 5" Architectural Incandescent, Fluorescent and Metal Halide Housings. It is also compatible with most 5" architectural housings measuring at least 4-7/8" high with an inside diameter between 5-3/4" and 6-1/4" (See Housing Compatibility section). Available with a 10W, 14W, 22W or 32W, high efficacy LED engine and universal, dimmable drivers. The optical diffuser produces high lumen transmission and even illumination. Suitable for Wet Locations.

DESIGN FEATURES

Reflector

- Heavy gauge aluminum reflectors available in various styles and finishes.

Heat Sink

- Painted, extruded aluminum heat sink designed to facilitate efficient heat dissipation for superior thermal management and reliability.

LED Driver

- Universal, 120~277 VAC input, high efficiency dimming drivers with ① Triac/ELV dimmer switches or ② Triac/ELV/0-10V dimmer switches.
- Drivers feature power factor >.90, THD <20% with integral thermal protection to sense over temperature or electrical issues.
- Driver mounts externally to the module to allow future replacement or upgrading if desired.
- Optional Lutron Hi-lume 1%, LED drivers are available. Lutron drivers provide flicker-free, smooth, continuous dimming down to 1%. (Contact factory for dimming system requirements)

Electrical Connection

- Attach driver supply line to existing junction box through one of the knockouts provided in junction box. The existing socket whip and ballast (if any) can be set aside above the ceiling or removed completely. Connect Quick Connector from LED module to driver output connector and lock the two connector housings together.

Retrofit Mounting

- Designed for use with most existing 5-3/4" and 6-1/4" aperture architectural incandescent, fluorescent and metal halide housings. Supplied with flexible metal conduit for connection to existing electrical junction boxes. Existing frame-in kit mounting via friction springs or clips.

Options

- Emergency battery back-up : Available in mounted to fixture or remote adjacent to luminaire (consult with factory for space requirements).

Limited Warranty

- LED Module: 5 years/50K hours
- Product/Driver: 3 years

Listing

- California Title 24
- cCSAus

SPECIFICATION				
Input Voltage	120-277VAC			
Wattage (+/-5%)	10W	14W	22W	32W
Lumen (+/-5%)	1,000 lm	1,400 lm	2,200 lm	3,200 lm
Efficacy (LPW)	100 lm/W	100 lm/W	100 lm/W	100 lm/W
Beam Angle	67.7°	67.7°	69.3°	69.3°
CRI (Typical)	80, 90			
CCT (Color +/-5%)	2700K, 3000K, 3500K, 4000K			
Available Dimming	Triac/ ELV/ 0~10V/ Lutron			
LED Module	5 yr/50K hr			
Environment	Damp Location Rated			

Triac/ELV/0-10V Approved Dimmers

* Lutron:

Triac: Skylark S-600
ELV: NovaT NTELV-300 & 600
Diva DVELV-300P & 303P
Maestro MAELV-600
Skylark SEL-VB-300P

0-10V:

Diva DVTV
Diva DVSTV-IV
CFL/LED: Diva DVCL-253P
Ariadni AYCL-253P

* Leviton:

Triac: Trimatron #705W
ELV: IPE04-1L (ELV)
Acenti: ATE06-1LW

* Consult tech. service or factory for additional dimmers

* Provided: Easy-quick connector case (patent pending)



TRIM

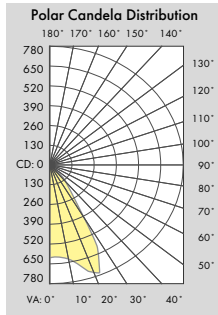


LEDT-R554

Specular Open Reflector

* Wide beam reflector is standard. Also available narrow beam in reflector(consult with factory).

PHOTOMETRIC REPORT * Contact Factory for IES File

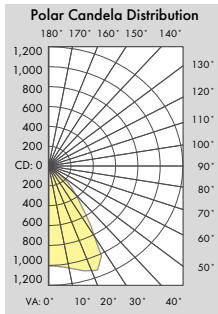


Illuminance at a Distance

Distance	Center Beam FC	Beam Width
2.0ft	149.8 fc	2.7 ft
4.0ft	37.4 fc	5.4 ft
6.0ft	16.6 fc	8.1 ft
8.0ft	9.4 fc	10.7 ft
10.0ft	6.0 fc	13.4 ft
12.0ft	4.2 fc	16.1 ft

Beam Spread: 67.7°

[LED-ARFK5-G2-14-830+LEDT-R554]



Illuminance at a Distance

Distance	Center Beam FC	Beam Width
2.0ft	250.4 fc	2.8 ft
4.0ft	62.6 fc	5.5 ft
6.0ft	27.8 fc	8.3 ft
8.0ft	15.6 fc	11.1 ft
10.0ft	10.0 fc	13.8 ft
12.0ft	7.0 fc	16.6 ft

Beam Spread: 69.3°

[LED-ARFK5-G2-22-830+LEDT-R554]

Ordering Information

Model

LED-ARFK5-G2 = 5", Non-IC, Architectural
Down Light Retrofit

-Watts

-10 = 10W (UZTD & UTMD Driver Only)
-14 = 14W
-22 = 22W
-32 = 32W

-CRI

-8 = 80
-9 = 90

Color Temp.**

27 = 2700K
30 = 3000K
35 = 3500K
40 = 4000K

Driver*

UTD = 120~277VAC, Triac/ELV Dimming
(14, 22 & 32W Only)
UZTD = 120~277VAC, 0~10V Dimming
(10, 14, 22 & 32W Only)
UTMD = 120~277VAC, Tri-Mode(0~10V/Triac/ELV)
Dimming (10, 14, 22 & 32W)
LDE1 = **LUTRON**. Hi-lume 1% EcoSystem FadeToBlack
PEQ01 = **LUTRON**. Hi-lume Premier 0.1% EcoSystem
FadeToBlack (For 23W or less only)

*Option : Emergency

-EM = Emergency Battery Backup
-IEM = Integral Emergency Battery Backup

Trim

LEDT-R554

-Reflector Finish**

-HC = Haze Clear
-WH = White Painted

Optional Metal Trim Ring Finish

-WH = White Plastic Trim Ring (Standard)

** Consult factory for other Color Temperatures and Finishes