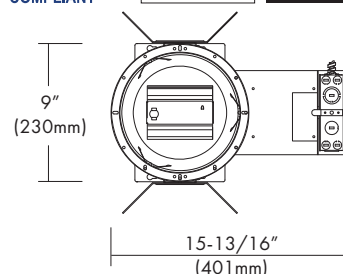
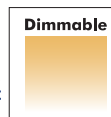
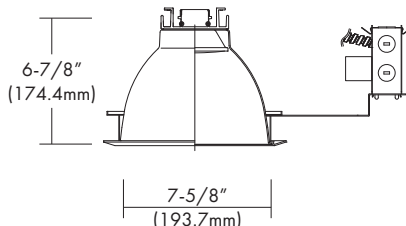


LEDH-AFK8-G2

120V-277VAC LED 8", Non-IC, Architectural Frame-in Kit
Down Light with interchangeable Reflector Trims

Catalog #		Type
Project		Date
Prepared by		

8" LED Architectural Frame-in Kit



Ceiling Cut-out : 8"-1/8"

DESCRIPTION

The LEDH-AFK8-G2 is a 8" LED, Non-IC, Frame-in kit and is available with multiple Trim styles. Designed for use in non-insulated ceilings, Insulation material must be kept a minimum of 3" from fixture. Available with a 10W, 14W, 22W, 32W or 44W high efficacy LED engine and universal, dimmable drivers. The special optical diffuser produces high lumen transmission and even illumination. Suitable for Wet Locations.

DESIGN FEATURES

Mounting Ring

- 20-gauge CRS mounting ring, painted black. The 1-5/8" deep collar may be used with various ceiling material thicknesses.

LED Module & Trim

- Painted, extruded aluminum heat sink designed to facilitate efficient heat dissipation for superior thermal management and reliability.
- LED engine includes LED, heat sink and lens assembly.
- Heavy gauge aluminum reflector anodized in clear haze or white paint finishes. Multiple trim styles and finishes are available.

LED Driver

- Universal, 120~277V input, high efficacy drivers with dimming capability by ① a Triac 120V low voltage electronic dimmer switches or ② 0-10V, Triac & ELV dimmer switches.
- Drivers feature power factor >.90, THD <20% with integral thermal protection to sense over temperature or electrical issues.
- Driver mounts externally to the module to allow future replacement or upgrading if desired.
- Optional Lutron Hi-lume A-Series, LED drivers and EcoSystem 5-Series LED drivers are available. Lutron drivers provide flicker-free, smooth, continuous dimming down to 1% for Hi-lume and 5% for EcoSystem. (Contact factory for dimming system requirements)

Mounting Channel Bracket

- Commercial mounting kit provides up to 5" vertical adjustment and accommodates 1/2" EMT conduit. Optional HBC-24 bar hanger for T-bar grid or concealed spline ceiling are also available.

Junction Box

- Listed for through branch circuit wiring. (Max.8 No 12 AWG 90°C branch circuit conductors: 4 in, 4 out)
- (5) 1/2" knockouts with pry-out slots and (4) knockouts with Romex cable clamps.
- Ground wire provided on J-box.

Options

- Emergency battery back-up : Available in mounted to fixture or remote adjacent to luminaire (consult with factory for space requirements).

Limited Warranty

- LED Module: 5 years/50K hours
- Product/Driver: 3 years

Listing

- California Title 24
- cCSAus

SPECIFICATION					
Input Voltage	120-277VAC				
Wattage (+/-5%)	10W	14W	22W	32W	44W
Lumen (+/-5%)	1,000lm	1,400lm	2,200lm	3,200lm	4,400lm
Efficacy (LPW)	100lm/W	100lm/W	100lm/W	100lm/W	100lm/W
Beam Angle	67.7°	75°	75.5°	77°	77°
CRI (Typical)	80, 90				
CCT (Color +/-5%)	2700K, 3000K, 3500K, 4000K				
Available Dimming	Triac/ ELV/ 0-10V/ Lutron				
LED Module	5 yr/50K hr				
Environment	Damp & Wet Location Rated				

Triac Approved Dimmers

- * Lutron: NovaT (Ntelv 300 & 600)
Divva (Dvelv-300P & 303P)
- * Leviton: Acenti: Ate06-1Lw
- * Leviton Trimatron #705W (incandescent)

0-10V Approved Dimmers

- * Lutron: Nova® 0-10V : NTFTV
Divva® 0-10V : DVTV
- * Leviton: Decora 0-10V : IP710DL

Consult tech. service or factory for additional dimmers

- * Provided: Easy-quick connector case (patent pending)



01/31/2024



TRIM



- *Wide beam reflector is standard. Also available narrow beam in reflector(consult with factory).
- *All trims are rated for damp location and regressed lens trims are wet location listed.
- *LEDT-R841 & LEDT-R822 are suitable and rated for shower location.

Ordering Information

Housing

LEDH-AFK8-G2 = 8", Non-IC, Architectural
Frame-in Down Light Kit

-Watts

-10 = 10W (UZTD & UTMD Driver Only)
-14 = 14W
-22 = 22W
-32 = 32W
-44 = 44W

-CRI

-8 = 80
-9 = 90

Color Temp.**

27 = 2700K
30 = 3000K
35 = 3500K
40 = 4000K

Driver*

UTD = 120~277VAC, Triac/ELV Dimming
(14, 22 & 32W Only)
UZTD = 120~277VAC, 0~10V Dimming
(10, 14, 22, & 32W Only)
UTMD = 120~277VAC, Tri-Mode(0~10V/Triac/ELV)
Dimming (10,14, 22, 32 & 44W)
LDE1 = **LUTRON**, Hi-lume 1% EcoSystem FadeToBlack
PEQ01 = **LUTRON**, Hi-lume Premier 0.1% EcoSystem
FadeToBlack (For 23W or less only)

*Option : Emergency

-EM = Emergency Battery Backup

Trim

LEDT-R84
LEDT-R814
LEDT-R841
LEDT-R822
LEDT-R836
LEDT-R840
LEDT-R850

*Option :

-LEDT-8SR = Sloped Ceiling Adaptor

-Reflector Finish**

-HC = Haze Clear
-WH = White Painted

Baffle Finish for LEDT-R814 & R841

-WH = White
-BK = Black

Optional Metal Trim Ring Finish

-WH = White Plastic Trim Ring (Standard)
-WMR = White Metal Ring
-SN = Satin Nickel
-CH = Chrome
-SF = Polished Self-Flange (for Open or
Wall Wash Reflectors ONLY)

** Consult factory for other Color Temperatures and Finishes