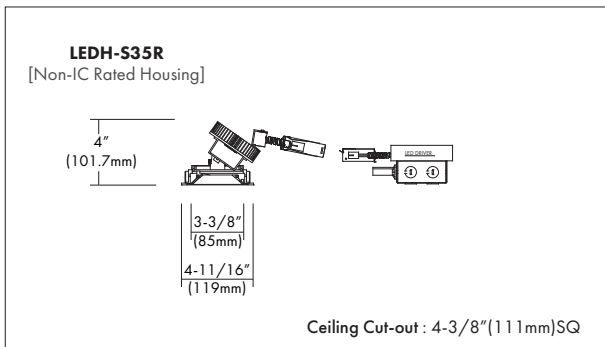


LEDH-S35R

120-277VAC, 3.5" Square LED Non-IC Type
Remodeling and Retrofit Architectural Downlights





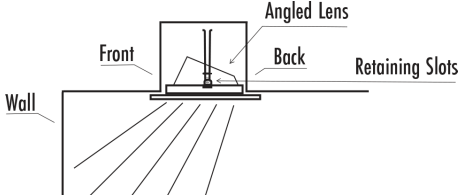
Test Specification				
[LEDH-S35R-xx UZTD		QT-322-xx-830M-WHWH]		
LED Quantity	1 EA (COB)			
Input Voltage	120~277V			
Wattage (+/-5%)	10W	14W	23W	30W
Nominal Lumens	1,000	1,400	2,300	3,000
Delivered Lumen (+/-5%)	850	1,070	1,600	2,630
Efficacy (LPW) (+/-5%)	85	76.4	69.6	87.7
Luminaire Beam	36°	36°	42°	48°
CCT (Color +/-5%)	2700K, 3000K, 3500K, 4000K			
CRI (Typical)	80, 90			
Dimming	0~10V, ELV & TRIAC Optional Lutron Drivers			
LED Module	5 yr or 50K hr			
Environment	Damp Location & *optional Wet Location			

Design Features

- Light-weight aluminum housing, adjusts for ceilings up to 1-1/4" thick.
- Driver is remotely installed onto the J-box to isolate it from the LED module.
- Dimming capability is standard with most 0~10V, ELV & TRIAC dimmers.
- Optional Lutron Hi-lume 1%, LED drivers are available. Lutron drivers provide flicker-free, smooth, continuous dimming down to 1%. (Contact factory for dimming system requirements)
- Hanger bars and multi-channel brackets are pre-installed.
- Multiple reflector distribution patterns available: pinhole trim with Narrow Spot (NS), Narrow beam (N), Medium beam (M), and Wide beam (W).
- Precision diecast aluminum trim frame painted and available with Trim or Trimless design with Drywall Mud Frame kit.
- Cold forged aluminum heat sink is painted for efficient heat dissipation.
- Certified to IESNA LM-79: Electrical and Photometric Testing for Solid State Lighting. LED chip set is LM80 compliant.
- cETLus Listed.

Trims :

 QT-329 - Haze Clear Reflector	 QT-338 - Haze Clear Lens Wall Wash Reflector	 QT-322 - Haze Clear Straight Reflector with Regressed Frosted Lens	 QT-325 - Angle cut reflector adjustable from 0° ~40° for accurate aiming with a screw driver from below ceiling. This allows easy, targeted illumination of desired areas.
--	--	--	---




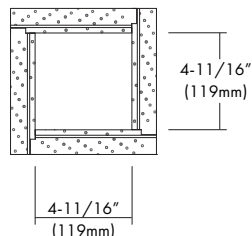
LEDH-S35R

120-277VAC, 3.5" Square LED Non-IC Type
Remodeling and Retrofit Architectural Downlights

Option

TML-352-MUD

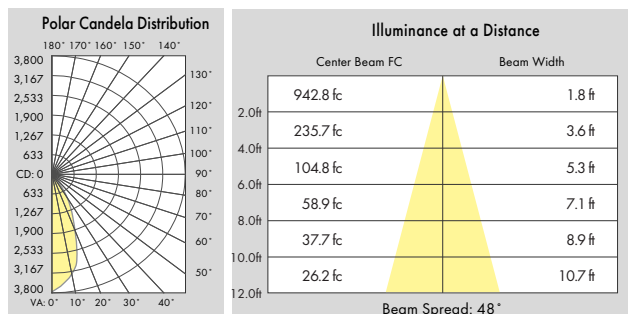
[3.5" Square Flangeless Mud Frame]



Trimless Ceiling Cut-out : 4-15/16" (125mm) SQ

PHOTOMETRIC REPORT*

* Contact Factory for IES File



[QT-322-30-830M]

Ordering Information

Housing

LEDH-S35R

-Watts

-10 = 10W
-14 = 14W
-23 = 23W
-30 = 30W

Driver*

UZTD = 120~277V, with Triac, ELV
& 0-10V Dimming

L1D = Lutron Hi-lume 1% EcoSystem FadeToBlack

LTE = Lutron Hi-lume 1% 2-Wire dimming

PEQ01 = Lutron Hi-lume Premier 0.1% EcoSystem
FadeToBlack (For 23W only)

*Option: Emergency

-EM = Emergency Battery Backup

Trim/LED Kit*

QT-329 = Straight

QT-338 = Wall Wash

QT-322 = Straight with Regressed Frosted Lens

QT-325 = Adjustable

-Wattage

-10 = 10W
-14 = 14W
-23 = 23W
-30 = 30W

-CRI

-8 = 80
-9 = 90

Color Temp. **

27 = 2700K
30 = 3000K
35 = 3500K
40 = 4000K

Beam Angle

Upper Reflector:

NS = Narrow Spot 15°

N = Narrow 24°

M = Medium 38°

W = Wide 60°

-Finishes**

Reflector:

-WH = White

-HC = Haze Clear

Trim:

-WH = White (Standard)

*-Option: Sealed Lens

TML-352-MUD = Flangeless Mud Frame

** Consult factory for other Color Temperatures and Finishes