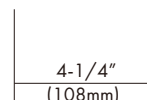




LEDH-RT4SICA

120~277 VAC, 4" IC/Airtight LED Recessed, Shallow 2 hours Fire Rated Downlight for New Construction

| | | |
|-------------|--|------|
| Catalog # | | Type |
| Project | | Date |
| Prepared by | | |

4" LED



Height : 4-1/32"
Housing Aperture : 4-3/16"
Ceiling Cut-out : 4-1/4"

DESIGN FEATURES

Housing

- Galvanized steel housing.
- Housing is adjustable for thickness up to 1-1/4"
- IC Type Fire Rated housing for 120 minutes.

Junction Box

- Listed for through branch circuit wiring (Max. 8 No 12 AWG, 90°C branch circuit conductors).
- (5) 1/2" knockouts with pry-out slots and (4) knockouts with Romex cable clamps.
- Ground wire provided on J-box.

Bar Hangers

- 24" Bar Hangers provide stability and support on joists and T-Bar Grid ceilings.
- Housing can be positioned at any point within 24" joist spacing.
- Score lines allow easy "bend & snap-off" shortening for 12" joist spacing.

Trims

- Standard offerings with baffle trims in painted white or black plus haze clear reflectors. See "Trims" spec sheet for full offerings and ordering information.

Optics

- Lens: Fine, frosted surface of tempered glass provides high lumen transmission and diffusion for even illumination.

LED Driver

- Universal, 120~277V input, high efficacy drivers with dimming capability with 0-10V Triac & ELV dimmer switches.
- Drivers feature power factor >.90, THD <20% with integral protection to sense over temperature or electrical issues.
- Driver mounts externally to the module to allow future replacement or upgrading if desired.
- Optional Lutron Hi-lume 1%, LED drivers are available. Lutron drivers provide flicker-free, smooth, continuous dimming down to 1%. (Contact factory for dimming system requirements)

Limited Warranty

- LED Module: 5 years/50K hours
- Product: 3 years

Listing

- cETLus Damp and Wet Location
- California Title 24
- Conforms to ASTM E283
- JA8 Title 24


| SPECIFICATION | | |
|-------------------|----------------------------|-----------|
| Input Voltage | 120-277VAC | |
| Wattage (+/-5%) | DOB | CREE |
| | 10 W | 11 W |
| Lumen (+/-5%) | 820 lm | 1014 lm |
| Efficacy (LPW) | 82 lm/W | 92.2 lm/W |
| Beam Angle | 43.7° | 43.7° |
| CRI (Typical) | 80, 90 | |
| CCT (Color +/-5%) | 2700K, 3000K, 3500K, 4000K | |
| Dimming | 0-10V, Triac, Lutron 1% | |
| LED Module | 5 yr/50K hr | |
| Environment | Damp & Wet Location | |

| Trailing Edge Dimmer | |
|---|--|
| - Lutron® Model Numbers : • Diva®DVCL Series • Diva®DVLV Series • Nova T®NT Series • Glyder®GLV Series • Ariadn®AYCL Series • RadioRA 2®10ND Series • Skylark®SLV Series • Skylark®SLV Series • Skylark® Contour CTCL Series • Maestro Wireless MRF2-6ND Series • Lutron®Homeworks®RPM-4U • Lutron®Homeworks®QS HQRD-6ND Series • Lutron®Homeworks®QS HQRD-10ND Series - Leviton® Model Numbers : • SureSlide 6633 | |
| Leading Edge Dimmer | |
| - Lutron® Model Numbers : • Diva®DVELV Series • Skylark®SELV Series • Nova T®NTELV Series • RadioRA RRD-6NA Series • Maestro MAELV Series • Maestro MRF2-6ELV Series • Lutron®Grafik Eye PPHM-PA Series • Lutron®Homeworks®QS HQRD-6NA Series Consult tech. service or factory for additional dimmers | |

07/02/2021




LEDT-C44 **Reflector**
 -HC = Haze Clear
 -PR = Pewter
 -CP = Champagne
 -WH = White Painted
 O.D : 4-7/8"



LEDT-C44-WH-WH

LEDT-C42 **Baffle**
 -WH = White
 -BK = Black
 O.D : 4-7/8"




LEDT-C42-WH-WH

LEDQT-42 **Square Diecast Baffle**
 -WH = White
 Frame : 4-3/4" x 4-3/4"



LEDQT-42-WH

LEDT-C411 **Gimbal Adjustable**
 -WH = White
 -BK = Black
 O.D : 4-7/8"




LEDT-C411

LEDT-C450 **Frosted Shower Lens**
 -WH = White
 O.D : 4-7/8"



LEDT-C450

Ordering Information

| Housing | -Watts | -Driver | -Option | Trim | -Watts | -CRI | Color* | -Finishes* | -Trim Ring Finish* |
|--|-------------------|--|---------------------------------------|----------------------|---|--------------------|--|---|----------------------------|
| LEDH-RT4SICA = 4" IC Air-tight Shallow | -11 = 11W CREE | -UZTD = 120~277V, 0-10V, Triac & ELV dimming -ULDE1 = CLUTRON. Hi-lume 1% EcoSystem FadeToBlack -LTE = CLUTRON. 2-Wire 120V Dimming -UDALI =  Universal DALI Dimming to 1% | -EM Emergency Battery Backup | LEDT-C44 = Reflector | -11 = 11W CREE 120~277V, 0-10V, Triac/ ELV Dimming -10DOB = 10W 120V Triac/ELV Dimming | -8 = 80 -9 = 90 | 27 = 2700K 30 = 3000K 35 = 3500K 40 = 4000K | Reflector: -HC = Haze Clear -PR = Pewter -CP = Champagne -WH = White Painted Baffle: -WH = White -BK = Black | -WH = White -BK = Black |
| | | | | LEDT-C42 = Baffle | | | | | |
| * DO NOT use these options for 10DOB LED module | | | | | | | | | |

Example : LEDH-RT4SICA-11-UZTD

LEDT-C44-11-830-HC-WH

* Consult factory for other Color Temperatures and Finishes